



ENGINE DRIVEN



Trailblazer® 325 with ArcReach Technology

Part No: MR907799-1 [Kubota Diesel Engine]

For Productive, Profitable, Quieter Job Sites

UNBEATABLE ARC PERFORMANCE
PROVIDING THE SMOOTHEST, MOST
STABLE ARC IN THE INDUSTRY.



**DON'T
WALK WELD™**

**GAME-CHANGING TECHNOLOGIES CAN STOP
YOU FROM WASTING HOURS EVERY DAY.**

ArcReach welding technology minimises the non-value-added time spent walking to and from the power source - and maximises arc-on time, weld quality and job site safety.



APPLICATIONS

Fabrication
Maintenance
Repair
Structural steel work
Sheet metal
Pipe

PROCESSES

Stick (SMAW)
MIG (GMAW)
Flux-Cored (FCAW)
RMD*
Pulsed MIG* (GMAW-P)
DC TIG (GTAW)
Air Carbon Arc (CAC-A)
3/16-inch (8 mm) Carbons

*With optional ArcReach Smart Feeder



welding.com.au 1300 300 884

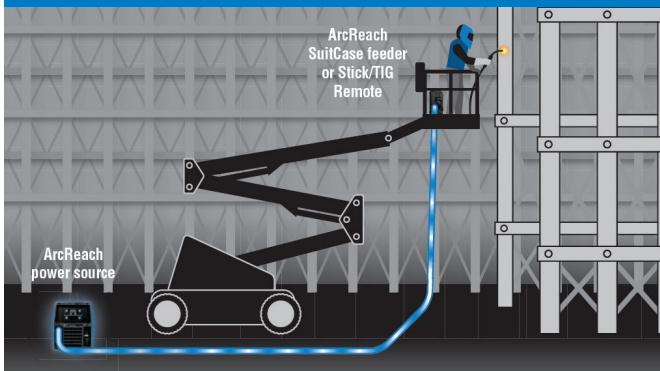
**ENGINE DRIVEN**

Trailblazer® 325 with ArcReach Technology

Part No: MR907799-1 [Kubota Diesel Engine]

ArcReach**REMOTE CONTROL OF THE POWER SOURCE WITHOUT A CONTROL CORD**

ArcReach technology uses the existing weld cable to communicate welding control information between the feeder or remote and power source. This technology eliminates the need for control cords, and their associated problems and costs.

**MORE WELDS IN LESS TIME****MORE ARC-ON TIME & REDUCED EXPOSURE TO WORKPLACE HAZARDS**

Less time is spent going back to the welding power supply to set process and arc amperage or voltage.

AUTO-PROCESS SELECT™

Depending on connected accessory, the system automatically changes to stick or MIG/FCAW (with gas) if electrode positive polarity is detected or TIG or FCAW (no gas) if electrode negative polarity is detected, when ArcReach communication is established between the accessory and the Trailblazer — reducing the need to access the power supply.

LESS OPERATOR FATIGUE

Operators no longer need to move or reposition heavy secondary weld leads bundled with control cords on the job site because control cables are not used.

AUTOMATIC RETURN TO PANEL SETTINGS

System automatically returns to Trailblazer setting when ArcReach communication is terminated. For example, if the Trailblazer is set to Stick at 160 Amps and an ArcReach feeder is connected, the Trailblazer will go to a MIG/FCAW process. If the feeder is disconnected, the Trailblazer will go back to its previous setting (Stick at 150 Amps).

**FEWER CABLES TO MAINTAIN****SAVE TIME**

Operators no longer need to troubleshoot welding system problems that result from damaged control cords.

ELIMINATE COSTLY CONTROL CORD REPAIRS

Because control cords are not used.

**FLEET COMPATIBILITY****CROSS PLATFORM COMPATIBLE**

The same ArcReach accessories that work on engine-driven equipment can also be used on select ArcReach-equipped XMT® and Dimension™ 650 power sources.

REVERSE COMPATIBLE

ArcReach-equipped power sources work with non-ArcReach accessories, including 20 Series and S74 series wirefeeders however, the complete ArcReach benefit is only realised with the ArcReach system.

**BETTER WELDS WITH LESS REWORK****OPERATORS CAN PRECISELY SET ARC AMPERAGE OR VOLTAGE**

Operators can set the Amperage and voltage at the weld joint and monitor the actual arc voltage and current delivered to the weld using the digital meters on the accessory. This removes guesswork when it comes to adhering to weld procedures.

REMOTE OVERRIDE

When an ArcReach accessory is connected to a Trailblazer the accessory has full control and the Trailblazer controls are disabled. While under ArcReach control, process and voltage/ amperage adjustments are locked out, preventing accidental changes by personnel other than the welding operator.



welding.com.au 1300 300 884

**ENGINE DRIVEN**

Trailblazer® 325 with ArcReach Technology

Part No: MR907799-1 [Kubota Diesel Engine]



ARCREACH SUITCASE 12 FEATURES

SETTING THE STANDARD FOR PERFORMANCE

Heavy-duty drive motor with tachometer control provides wire feed speed that is accurate and consistent from the start of the weld to the finish and from one weld to the next, which provides consistent arc quality. Wide voltage range for small and large wires with no contactor chatter or arc outages.

SET VOLTS & WIRE SPEED FEED REMOTELY

The simple interface on the feeder allows operators to adjust parameters at the point of use with no control cords.

EASY PROCESS CHANGEOVER

Simply connect the ArcReach SuitCase feeder to your weld lead and you are ready to go. The power source automatically switches settings to run conventional wire processes.

EASY SOLUTION FOR TRADITIONAL WIRE PROCESS

Add the flux-cored capability of the Trailblazer 325 for fill and cap passes for increase productivity.

DURABLE DESIGN REDUCES DOWNTIME

Impact-resistant case and the elimination of feeder control cords provides a solid solution to last in harsh environments.



ARCREACH SMART FEEDER FEATURES

ARCREACH SMART FEEDER DELIVERS EXCELLENT RMD & PULSED MIG WELDING

Up to 60 metres away from the power source with no control cords - twice the distance previously possible. RMD and pulsed MIG processes also help reduce weld failures and eliminate backing gas on some stainless and chrome-moly applications.

EASY PROCESS CHANGEOVER

Simply connect the ArcReach Smart Feeder to your leads and you are ready to go. All controls automatically shift to the ArcReach Smart Feeder.

SYNERGIC PROCESSES

RMD and pulsed MIG welding permits procedures with one wire and one gas to eliminate process switch-over time.

DURABLE DESIGN REDUCES DOWNTIME

Impact-resistant case and the elimination of feeder control cords provides a solid solution to last in harsh environments.



ARCREACH STICK/TIG REMOTE

COMPLETE REMOTE CONTROL

Portable and lightweight, the ArcReach® Stick/TIG Remote paired with a Trailblazer 325 power source allows you to change weld settings at your work area, saving a trip to the power supply. No extra control cord to purchase, maintain, string or unstring — saving time and money.



welding.com.au 1300 300 884

**ENGINE DRIVEN**

Trailblazer® 325 with ArcReach Technology

Part No: MR907799-1 [Kubota Diesel Engine]

AUTO-SPEED™ TECHNOLOGY

Matches engine speed to load - a Miller exclusive. Get the welding power you need plus reduced fuel consumption and lower noise levels for a more-profitable, safer job-site. Unlike competitive machines that operate at 3,600 rpm (max) under any load, Miller exclusive Auto-Speed technology responds to weld requirements by automatically adjusting engine speed to one of five rpm levels so the engine never works harder than necessary. Refuelling time and operating costs are reduced, which means more productivity and profitability. Plus everyone on the job-site gets a better working environment because noise levels and exhaust emissions are lowered.

FEWER REFUELLING TRIPS

No other diesel engine driven welder/generator in the 300 amp class lets your crews spend more time working and less time refuelling — because only Trailblazer welder/generators provide Auto-Speed™ technology to deliver maximum runtime.

GENUINE POWER

Trailblazer welder/generators offer 10,500 watts of clean, truly usable generator power that is Accu-Rated™, not inflated: tested to deliver uninterrupted peak output of 12,000 watts for a minimum of 30 seconds for big loads, so you can get more jobs done. An independent welder and generator power system ensures no interaction between job-site tools and the welding arc, while advanced generator technology virtually eliminates power spikes and other electrical imperfections - so welds are cleaner and job-site tools can run without interruption, maximizing quality, productivity and profit.

MAXIMUM COST SAVINGS

Less money spent on fuel means more profit for you. Every Trailblazer welder/generator has fuel-saving Auto-Speed technology. Enjoy a combination of advanced, profit-enhancing features that are only available on a Trailblazer welder/generator.

DYNAMIC DIG™ TECHNOLOGY

Ultra-adaptive arc control. Unlike conventional DIG that provides a preset amount of short-clearing current, Miller-exclusive Dynamic DIG technology works on a time-based algorithm that automatically adjusts the amount of current required to clear a short. Delivers a smoother more consistent arc that can be tailored to match application, material, fit-up and welder technique.

UNBEATABLE ARC PERFORMANCE

Wide amperage output with better welding deposition rates means you can get jobs done faster, saving time and money. The Trailblazer also has precise arc control, which allows you to fine-tune the arc to match your personal preferences and quickly dial in the perfect parameters to optimize weld quality and maximize productivity across a variety of applications and welding processes.

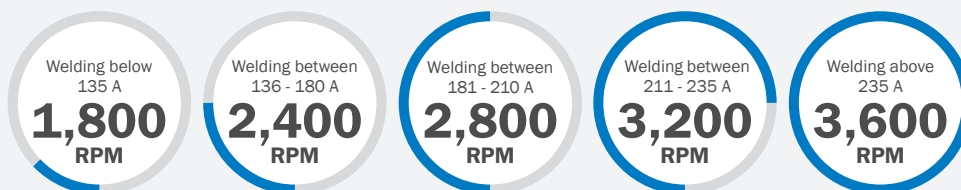
PORTABILITY

Trailblazer welder/generators use up to 24% less cubic space and weigh up to 10 percent less than other welder/generators in their class — which means moving them is faster and easier, for maximum productivity. And because they take up less space, Trailblazer welder/generators let work trucks carry more equipment and gear — so your work crews can be ready for anything.

MORE PRODUCTIVE JOBSITES

Quieter jobsites are more productive because work crews can communicate easier, and work can start earlier and end later — even in noise-sensitive areas. Miller-exclusive Auto-Speed technology makes this welder/generator the quietest Trailblazer diesel yet — rated at 70 db at idle (1,800 rpm). If your jobsite needs a welder/generator, it needs a Trailblazer welder/generator — because no other diesel-fueled choice in this category is as quiet. ArcReach® remote control technology eliminates the need to trace or move heavy secondary weld leads bundled with control cords on the jobsite. Complete remote control of welding processes and parameters improves safety by limiting jobsite movement and reducing slip, trip and fall hazards.

AUTO-SPEED™ IN XX17 AND TIG MODES



welding.com.au 1300 300 884



Trailblazer® 325

with **ArcReach** Technology

Part No: MR907799-1 [Kubota Diesel Engine]



PRODUCT SPECIFICATIONS							
WELD. MODE	PROCESS	AMP/VOLT RANGE	RATED OUTPUT 40°C	GENERATOR POWER	SOUNDS LEVELS @ 7M	DIM. (MM)	WEIGHT (W/OUT FUEL)
CC/DC	Stick/TIG	10 - 325 A	325 A at 33 V, 100% Duty Cycle	240 V 60Hz Peak: 12,000 Watts	Weld 135 A load: 70 dB 325 A load: 81.5 dB Generator Power: 12 kW standard power: 81.5 dB	H: 711 H: 873 (to top of exhaust) W: 508 D: 1153	281kg
CV/DC	MIG/FCAW	10 - 32 V	325 A at 33 V, 100% Duty Cycle	Continuous: 10,500 Watts			

ENGINE SPECIFICATIONS								
MODEL	ENGINE BRAND & WARRANTY	HORSE-POWER (HP)	TYPE	WELD SPEED	IDLE SPEED	FUEL CAPACITY	OIL CAPACITY	STANDARD SHUTDOWNS
Trailblazer 325	Kohler CH730, 3-year warranty	23.5 hp at 3,600 rpm	Twin-cylinder, four-cycle overhead valve, industrial air-cooled	Auto-Speed 2,400, 2,800, 3,200 or 3,600 rpm	2,400 rpm	45 L	1.4 L	Low oil pressure
	Kubota D902, 2-year limited warranty	24.8 hp at 3,600 rpm	Three-cylinder, industrial liquid-cooled diesel				3.7 L	High coolant temperature, low oil pressure, low fuel

**ENGINE DRIVEN**

Trailblazer® 325

with **ArcReach** Technology

Part No: MR907799-1 [Kubota Diesel Engine]

1. SELF CALIBRATING DIGITAL METERS WITH SUNVISION

- Preset and actual amperage/voltage
- Process settings
- Maintenance functions: hour meter, oil change interval, rpm

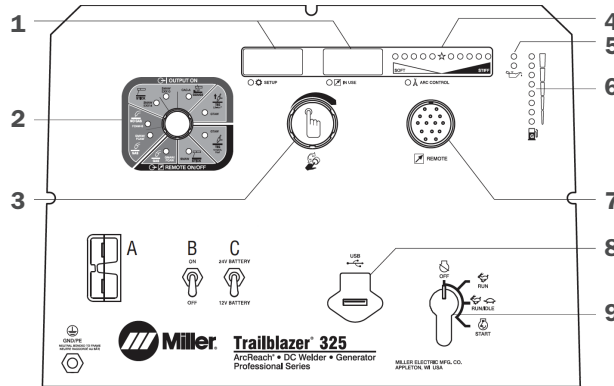
2. WELD PROCESS SELECTION SWITCH

3. PUSH BUTTON MAIN CONTROL KNOB

Used for adjusting amperage/voltage, adjusting arc control, and accessing the service menu.

4. ADJUSTABLE ARC CONTROL

Adjusts DIG when process control is in stick modes and adjusts inductance when process control is in FCAW or MIG modes. The amount of DIG determines how much amperage (heat) varies with stick arc length. Inductance determines the "wetness" of the weld puddle.



5. MAINTENANCE INTERVAL REMINDER

Yellow and red indicator lights let an operator know when the machine is approaching, and finally in need of routine maintenance.

6. FRONT PANEL FUEL GAUGE

LED's indicate fuel level.

7. STANDARD 14-PIN RECEPTACLE

For simple connection of remote controls and wire feeders. Includes Auto Remote Sense™ which automatically switches from panel to remote amperage/voltage (A/V) control with remote connected. Eliminates confusion of a panel/remote switch.

8. USB PORT

Allows software updates from a USB drive. A summary file of recorded data from the unit will be saved to a USB drive that is inserted.

9. ENGINE CONTROL

Run/idle position adjusts engine to run at lower speeds depending on total power needed for welding.

AUXILIARY POWER*

- 2 x 15 Amp Sockets
- 1 x 32A
- RCD Protected

3 YEAR WARRANTY

Welder/generator is warranted by Miller for 3 years, parts and labour.

For details refer to Miller's True Blue warranty statement. Engine is warranted separately by engine manufacturer.

*Generator auxiliary power is 60Hz, and intended for operating equipment associated with welding, such as angle grinders, drills and floodlights. Some Australian 50Hz equipment incorporating induction motors, such as pumps, fans, air compressors, refrigeration or air-conditioners, may not operate correctly and could be damaged. Refer to appliance supplier or manufacturer to confirm suitability.



welding.com.au 1300 300 884



Trailblazer® 325

with ArcReach Technology

Part No: MR907799-1 [Kubota Diesel Engine]



ORDERING INFORMATION - AVAILABLE BASE PACKAGES

OPTION 1 - MIG/FLUX CORED SYSTEM

POWER SOURCE

MR907799-1 Trailblazer 325 with ArcReach Technology

WIREFEEDER (ALTERNATIVE WIREFEEDERS LISTED BELOW)

MR301456 ArcReach SuitCase 12

REQUIRED ACCESSORIES

AA74-0/10	Complete lead kit for ArcReach Suitcase 12 Feeder (includes all leads – gas hose & fittings)
BEQ4015AH8EMC	Bernard 440 Amp MIG gun with rotatable long 45 deg. neck, 4.6m cable, 1.2 tip
HA801AR	Argon regulator & flow gauge
MR190300	0.9 / 1.2 mm "V" groove roll kit for solid wires
MR079607	1.2 mm knurled "V" groove roll kit for flux cored wires
MR079609	1.6 mm knurled "V" groove roll kit for flux cored wires

OPTION 2 - RMD PULSE SYSTEM

POWER SOURCE

MR907799-1 Trailblazer 325 with ArcReach Technology

WIREFEEDER (ALTERNATIVE WIREFEEDERS LISTED BELOW)

MR301177 FieldPro Smart Feeder (Dinse) CE

REQUIRED ACCESSORIES

Interconnecting lead kit for this option is not supplied by WIA

BEQ4015AH8EMC	Bernard 440 Amp MIG gun with rotatable long 45 deg. neck, 4.6m cable, 1.2 tip
HA801AR	Argon regulator & flow gauge
MR190300	0.9 / 1.2 mm "V" groove roll kit for solid wires
MR079607	1.2 mm knurled "V" groove roll kit for flux cored wires

OPTION 3 - MIG / FLUX CORED SYSTEM

POWER SOURCE

MR907799-1 Trailblazer 325 with ArcReach Technology

WIREFEEDER (ALTERNATIVE WIREFEEDERS LISTED BELOW)

MR301499 20 Series Wirefeeder [Basic]

REQUIRED ACCESSORIES

AM264-0/10	Interconnecting lead kit with earth leads - 10m lug
BEQ4015AH8EMC	Bernard 440 Amp MIG gun with rotatable long 45 deg. neck, 4.6m cable, 1.2 tip
HA801AR	Argon regulator & flow gauge
MR190300	0.9 / 1.2 mm "V" groove roll kit for solid wires

OPTIONAL ACCESSORIES

MR242211020	RHC-14 remote hand current control
MR300430	Wireless hand control & 14 pin receiver
MR300429	Wireless foot control & 14 pin receiver
MR301325	ArcReach Stick/TIG Remote
BEQ4010AR8EMC	400 Amp MIG gun with fixed medium 45 deg neck 3.0m cable 1.2 tip